



2023

**FIELD
GUIDE**


Clay. Glazes. Underglazes.



INDEX

Firing chart.....	1
Application & Layering.....	2-3
Clays.....	4-7
Low Fire Clay.....	4-5
High Fire Clay.....	6-7
Underglaze.....	8-17
Lugs.....	10
Smugs.....	11
Velvet Underglaze.....	12-15
Underglaze Pencil/ Chalks....	16-17
Low Fire Glazes.....	18-25
Teacher's Palette.....	20
Teacher's Palette Light.....	21
LG.....	22-23
Opalescent.....	24-25
Low Fire Matt.....	24
Dipping Glazes.....	24
Mid - High Fire Glazes.....	26-37
High Fire.....	28
Texturizer.....	28
Satin Matte.....	29
Shino.....	30-31
Potter's Choice.....	32-35
Celadon.....	36-37

SAFETY



= Glazes identified with circle tiles with a cream rule in this booklet do not carry any seal but include the wording "Conforms to ASTM D-4236".

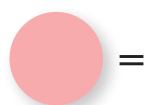


= The Food Safe seal indicates that all FDA Guidelines for a food safe surface have been met.

A glaze's food safe status is not determined by whether it is certified "AP" or "CL".



Glazes identified with this version of the Food Safe icon are not food safe.



Safe for all ages

AP glazes are identified with circle tiles in this booklet. The Art & Creative Materials Institute AP (Approved Product) seal certifies this product to be safe for use by all ages. Conforms to ASTM D-4236.



Safe for ages 13 and older

CL glazes are identified with octagon tiles in this booklet. The Art & Creative Materials Institute CL (Caution Label) seal restricts this product from children under the age of 13. Older users must follow all cautionary labeling. Conforms to ASTM D-4236.

OTHER ICONS



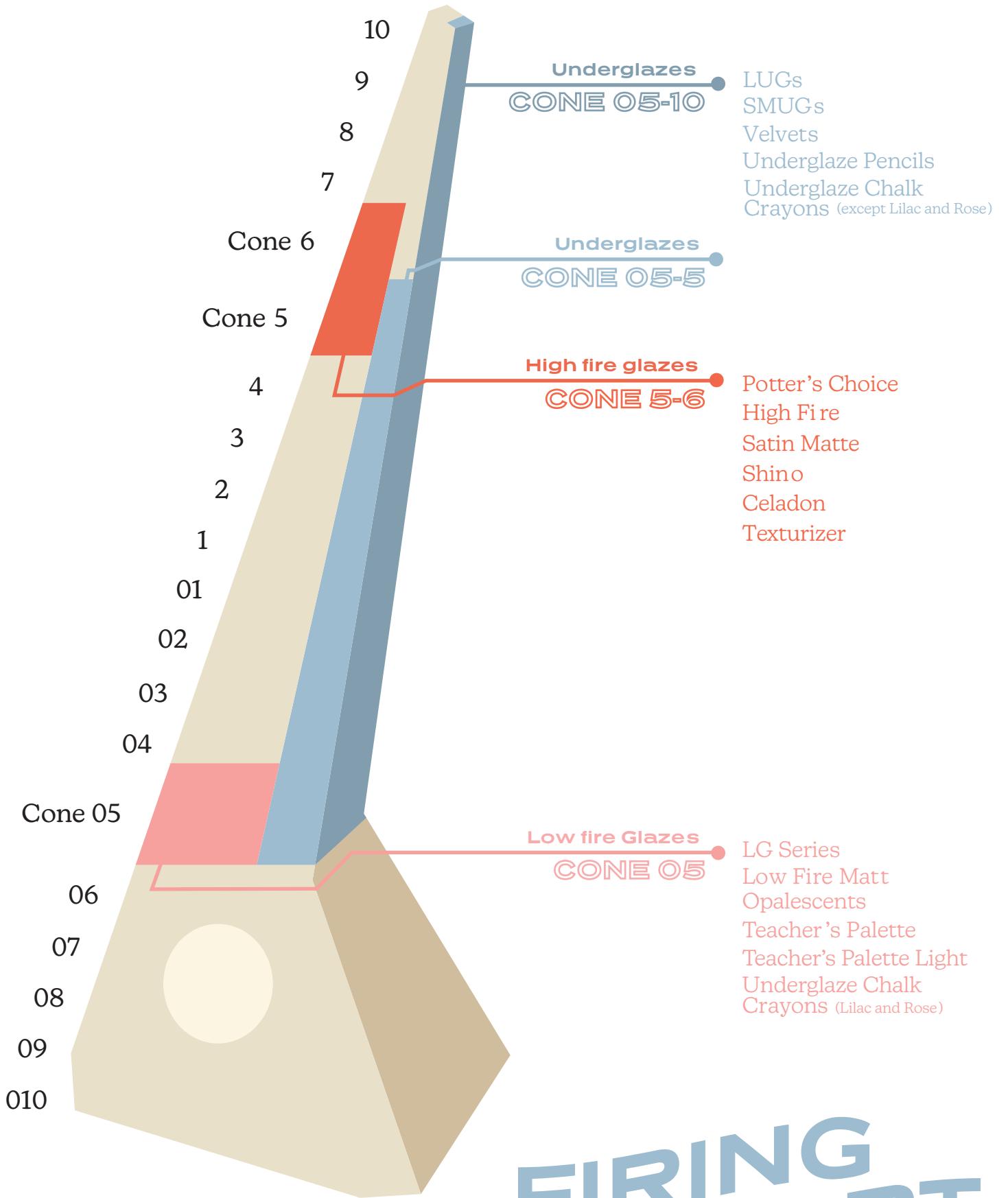
= Glaze is good for mixing with other glazes within the line



= Glaze is good for layering



= Glaze is safe for spray application



FIRING CHART

APPLYING GLAZE

how do you

APPLY GLAZE ?

Glazes can be applied to ware in a variety of ways: brushing, dipping, and spraying being the most notable. All glazes found in this brochure are brushing glazes. Some are available in dipping buckets, as noted on the product page, and all glazes safe for spray application are marked with the appropriate icon (found in the Icon Key on the inside cover). All glazes should be applied based on manufacturer's instructions as described on the individual product's label.

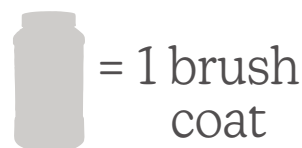
NOTE: Unless otherwise noted, all attractor pieces in this book were glazed according to manufacturer's instructions or by the suggested layering instructions below.

let's talk

LAYERING

low-fire layering | CONE 05

Opalescent / Velvets



mid to high-fire layering | CONE 6

Potter's Choice /
Potter's Choice



Potter's Choice / Celadon



Potter's Choice / Shino






More examples at
[LayeringAmaco
 Glazes.com](http://LayeringAmacoGlazes.com)




Opalescent
 LAYERING OVER
Velvet
 UNDERGLAZES

Tiles are three brush coats of top glaze over one brush coat of base underglaze on AMACO® 25-M White Art Clay fired to cone 05.



O-12 Tawny over V-361 Jet Black



O-20 Bluebell over V-389 Flame Orange

POTTER'S
 choice
 LAYERING OVER
POTTER'S CHOICE

Tiles are two brush coats of top glaze over two brush coats of base glaze on AMACO® 46-M Buff Stoneware Clay fired to cone 6.



PC-27
 Tourmaline
 PC-30
 Temmoku



PC-49
 Frosted
 Melon
 PC-30
 Temmoku

POTTER'S
 choice
 LAYERING OVER
Celadon

Tiles are three brush coats of top glaze over three brush coats of base glaze on AMACO® 11-M A-Mix White Stoneware fired to cone 6.



PC-25
 Textured
 Turquoise
 C-27
 Storm



PC-48
 Art Deco
 Green
 C-27
 Storm

POTTER'S
 choice
 LAYERING OVER
Shines

Tiles are three brush coats of top glaze over three brush coats of base glaze on AMACO® 11-M A-Mix White Stoneware fired to cone 6.



PC-23
 Indigo
 Float
 SH-45
 Matcha
 Gloss



PC-55
 Chun
 Plum
 SH-45
 Matcha
 Gloss

LOW FIRE

CONE 05

NO. 25

White Art Clay

- great for handbuilding and throwing
- works great with low fire glazes and underglazes
- great for studio and classroom work



BISQUE
[Cone 04]

CLEAR GLAZE
[LG-10 Clear Transparent, Cone 05]

WHITE GLAZE
[TP-11 Cotton, Cone 05]

NO. 67

Sedona Red Clay

- great for handbuilding and throwing
- creates warmer and deeper glaze results





MID^{TO} HIGH FIRE



CONE 5 - 10



BISQUE
[Cone 04]

CLEAR GLAZE
[HF-9 Zinc-Free Clear, Cone 5]

WHITE GLAZE
[HF-11 White, Cone 5]

NO. 11

A-Mix White Stoneware

- great for handbuilding and throwing
- translucent glazes appear brighter



NO. 38

White Stoneware

- smooth white clay
- great for throwing
- works great in wood firing
- good for bright colored and transparent glazes



NO. 46

Buff Stoneware Clay

- great for handbuilding and throwing
- creates more earthy glaze results
- ideal for utilitarian ware



NO. 77

Terra Cotta Stoneware Clay

- great for sculpting work
- fires to a warm terra cotta red
- good for raku firing



UNDER GLAZE



what is

UNDERGLAZE?

Underglaze is a liquid clay with colorants added to it. Since they are made of the same materials as clay, underglazes do not melt like glaze and remain in place when fired. Underglazes (also called slips or engobes) can be applied to unfired clay (greenware) or bisqueware. When applied according to the manufacturer's directions, underglazes are opaque and can be used for detailed imagery. Underglazes require a food safe approved clear glaze applied and fired over them to become food-safe.

the underglaze

ADVANTAGE

Underglazes are perfect for adding a wide range of colored detail to your work at any cone. While some colors will shift at hotter temperatures, underglazes are designed for Cone 05 all the way to Cone 10 ceramics. They can be used for everything from graphic illustrations to realistic detailing. Because they don't run or move during firing, underglazes are ideal for sgraffito, mishima, printing techniques such as stamping and screenprinting, and surface treatments like staining.

need

INSPIRATION?

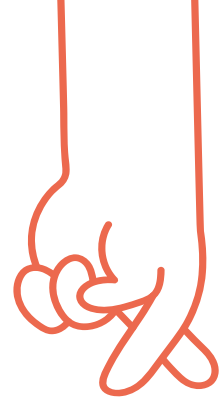
Check out these artists using AMACO underglazes:

- En Iwamura -@eniwamura
- Sarah Levings -@sarahandthings
- Lakyn Bowman -@lakynbowman_art
- Nikki Mizak -@nikkimizakceramics
- Tatiana Cordona -@femalealchemy
- Calvin Ma -@calvinma
- Sequoyah Johnson -@thecoycollection
- Kensuke Yamada -@kensuke_yamada

LUGs

LIQUID UNDERGLAZES

for a soft hued
underglaze palette



LUG-56
Maroon



LUG-58
Dark Red



LUG-51
Rose



LUG-50
Pink



LUG-54
Lilac



LUG-53
Sun Tan



LUG-30
Light Brown



LUG-65
Orange



LUG-60
Light Yellow



LUG-61
Bright Yellow



LUG-40
Chartreuse



LUG-41
Warm Green



LUG-43
Dark Green




LUG-42
Blue Green




LUG-26
Aqua



LUG-25
Turquoise




LUG-20
Light Blue



LUG-21
Medium Blue




LUG-55
Purple




LUG-22
Dark Blue



LUG-10
White



LUG-15
Warm Gray



LUG-1
Black

From top to bottom: LUG-53 Sun Tan, LUG-50 Pink, LUG-51 Rose, LUG-58 Dark Red, and LUG-56 Maroon on AMACO 25-M White Art Clay. Fired to Cone 05.



Conforms to
ASTM D-4236



Layering



Safe for Spray
Application



Food Safe

* Approved when applied and
fired under AMACO LG-10 or
HF-9 clear glazes

Tiles are AMACO 25-M White Art Clay. Fired to Cone 05. One half of each chip is glazed with LG-10 Clear Transparent.

SMUGs on AMACO
25-M White Art Clay.
Fired to Cone 05.



smugs


semi-moist
underglazes

for watercolor effects

Semi-Moist
Underglaze
Pan Set
No. 108
41212B



Semi-Moist
Underglaze
Pan Set
No. 109
41214S



Semi-Moist
Underglaze
Pan Set
No. 110
41216E



Semi-Moist
Underglaze
Pan Set
No. 111
41274K



* Approved when applied and
fired under AMACO LG-10 or
HF-9 clear glazes

[fires most vivid at Cone 05]

Velvet

for a vivid
underglaze palette

UNDERGLAZES

Tatiana Cardona
Velvet Underglazes
Insta: @female.alchemy



V-391
Intense Yellow



V-308
Yellow



V-304
Straw



V-309
Deep Yellow



V-390
Bright Orange



V-384
Real Orange

* Approved when applied and fired
under AMACO LG-10 or HF-9 clear glazes



Conforms to
ASTM D-4236



Layering



Safe for Spray
Application



Food Safe



V-350 Orange



V-389 Flame Orange



FIRING KEY



V-388 Radiant Red



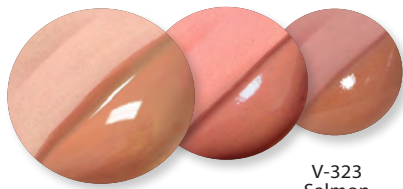
V-383 Light Red



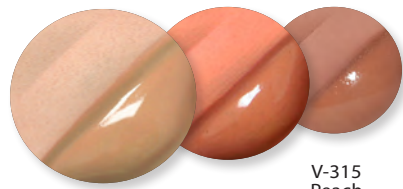
V-387 Bright Red



V-382 Red



V-323 Salmon



V-315 Peach



V-317 Coral



V-324 Blush



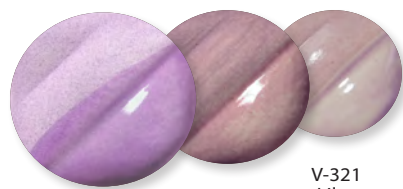
V-318 Rose



V-375 Maroon



V-379 Ultra Violet



V-321 Lilac




V-380 Violet




V-381 Amethyst



V-320 Lavender



V-322 Purple




V-325 Baby Blue



V-326 Medium Blue



V-336 Royal Blue



V-386 Electric Blue

*Cone 05 tiles are AMACO 25-M White Art Clay.
One half glazed with LG-10 Clear Transparent.
Cone 5/10 tiles are AMACO 38 White Stoneware.
One half glazed with HF-9 Zinc-Free Clear.*

Velvet

UNDERGLAZES




V-333
Avocado




V-343
Chartreuse



V-345
Light Green




V-347
Pistachio




V-349
Cactus



V-353
Dark Green



V-332
Teal Blue



V-341
Blue Green



V-376
Hunter Green



V-327
Turquoise Blue




V-360
White



V-359
Ultra White



V-328
Iceberg Blue




V-363
Morning Fog




V-364
Elephant



V-356
Pearl Gray



V-365
Slate



V-370
Velour Black

* Approved when applied and fired under AMACO LG-10 or HF-9 clear glazes



V-361
Jet Black



V-362
Ultra Black

Cone 05 tiles are AMACO 25-M White Art Clay. Glazed with LG-10 Clear Transparent.
Cone 5/10 tiles are AMACO 38 White Stoneware. Glazed with HF-9 Zinc-Free Clear.

Kensuke Yamada
Velvet Underglazes
Insta: @kensuke_yamada


CONE 05
CONE 5
CONE 10
FIRING KEY



V-301
Ivory Beige



V-366
Teddy Bear Brown



V-303
Terra Cotta



V-385
Cinnamon



V-313
Red Brown




V-314
Chocolate Brown

UNDERGLAZE CHALK CRAYONS

for chalk pastel effect

Chalk Crayons Set No. 208 - 41252J



Rose



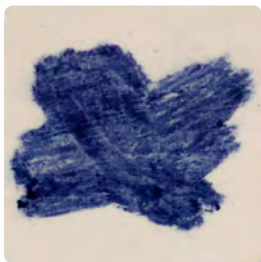
Yellow




Dark Green



Turquoise



Dark Blue



White



Brown



Black

UNDERGLAZE Pencils



Black 

for shading, fine line drawing,
or identification



* Approved when
applied and fired
under AMACO
LG-10 or HF-9
clear glazes

Black Underglaze Pencil on
AMACO 25-M White Art Clay.
Fired to Cone 05.

Underglaze Chalk Crayons on
 AMACO 25-M White Art Clay.
 Fired to Cone 05.



Chalk Crayons Set No. 209 - 41253K



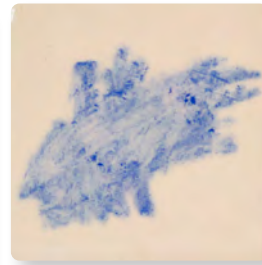
Yellow-Green



Medium Green



Blue-Green



Medium Blue



Lilac



Light Brown



Dark Brown



Gray

Tiles are AMACO 25-M White Art Clay. Fired to Cone 05.



* Approved when applied and fired under AMACO LG-10 or HF-9 clear glazes

LOW FIRE GLAZE



Teacher's Palette Glazes
White Art Clay No. 25
Cone 05

defining

GLAZE

Glaze is a combination of minerals similar in composition to clay that when fired melt into a hard, glass-like surface that helps seal the clay. Some glazes are meant to be decorative, some are meant to be functional. Glaze can be applied a number of ways including brushing, dipping, and spraying and must be fired in a kiln to the appropriate temperature. Usually, glaze is applied to bisqueware. Unlike underglazes, glazes melt and can flow when fired, making them less ideal for detail work.

what is

LOW FIRE GLAZE ?

AMACO low-fire glazes are formulated to be fired at Cone 05 (around 1885°F to 1915°F). Low-fire glazes are called such because they have a low melting point compared to stoneware or porcelain clays and glazes.

the low-fire

ADVANTAGE

AMACO low-fire glazes provide a wide variety of finishes, colors, and translucencies. As many minerals or colorants may burn or flux out at higher temperatures, low-fire glazes provide a wider, more vibrant range of colors than traditionally found in high-fire lines. Additionally, while not as unmoving as underglazes, several of AMACO's low-fire glaze lines (including Teacher's Palette) remain stiff enough during firing to be used similarly to paint, making them ideal for classrooms, especially introductory ceramic classes.

need

INSPIRATION ?

Check out these artists using AMACO low-fire glazes.

- Erin Furimsky - @erinfurimsky
- Brett Kern - @brettkernart
- Justin Rothshank - @jrothshank
- Zach Tate - @zachtate_artist

TEACHER'S PALETTE®

LOW FIRE
GLAZES
cone 05 

for painterly details



TP-52
Raspberry



TP-58
Brick Red



TP-56
Scarlet



TP-64
Carrot



TP-65
Pumpkin



TP-30
Caramel



TP-53
Pig Pink



TP-62
Maize



TP-60
Lemon



TP-42
Granny Smith



TP-40
Mint Green



TP-43
Green Leaf



TP-41
Frog Green



TP-22
Blue Green



TP-26
Robin's Egg



TP-20
Sky Blue



TP-24
Medium Blue



TP-21
Midnight Blue



TP-54
Lilac



TP-51
Grape



TP-32
Fudge Brown



TP-11
Cotton



TP-15
Gray



TP-1
Coal Black

Tiles are AMACO 25-M White Art Clay. Fired to Cone 05.



Conforms to
ASTM D-4236



Food Safe



Layering



Mixable



Safe for Spray
Application



TPL-27 Zircon and TPL-44 Peridot on AMACO 25-M White Art Clay. Fired to Cone 05.



TEACHER'S PALETTE® LIGHT

for bright, translucent color



TPL-66
Fire Opal



TPL-63
Citrine



TPL-45
Emerald



TPL-28
Sapphire



TPL-55
Tanzanite



TPL-5
Quartz



TPL-59
Ruby



TPL-44
Peridot



TPL-23
Aquamarine



TPL-27
Zircon



TPL-34
Jasper



TPL-3
Onyx

Tiles are AMACO 25-M White Art Clay. Fired to Cone 05.



Conforms to
ASTM D-4236



Food Safe



Layering



Mixable



Safe for Spray
Application

LG SERIES

for enhancing texture



LG-36
Freckled Brown



LG-30
Chocolate Brown



LG-54
Mulberry Red



LG-58
Brilliant Red



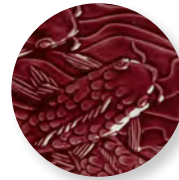
LG-57
Intense Red



LG-34
Red Brown



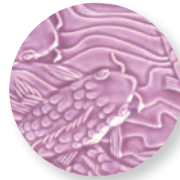
LG-59
Hot Red



LG-50
Maroon




LG-55
Purple



LG-51
Lilac



LG-20
Medium Blue



LG-21
Dark Blue




LG-65
Amber




LG-10
Clear Transparent



LG-52
Petal Pink



LG-23
Robin's Egg



LG-24
Light Blue



LG - 52
Petal Pink
Cone 05



Tiles are AMACO 25-M White Art Clay. Fired to Cone 05.



Conforms to
ASTM D-4236



Conforms to
ASTM D-4236



Food Safe



Safe for Spray
Application

* AP glazes
safe for Spray
Application



LG-760
Pale Yellow



LG-61
Canary Yellow



LG-63
Brilliant Yellow




LG-68
Vivid Orange




LG-67
Fire Orange



LG-60
Dark Yellow



LG-25
Turquoise Green



LG-26
Turquoise



LG-46
Leaf Green



LG-40
Dark Green



LG-45
Emerald Green




LG-42
Light Green



LG-44
Olive Green



LG-2
Black Lustre



LG-1
True Black



LG-14
Gray




LG-11
Opaque White




LG - 45
Emerald Green
Cone 05

Opalescent


for pearl-like surfaces



O-42
Moss Green




O-21
Aquamarine



O-26
Turquoise



O-20
Bluebell



O-23
Sapphire Blue



O-57
Mottled Burgundy



O-2
Black Tulip



LOW FIRE MATT

for matte surfaces



LM-10
Transparent Matt



LM-11
Opaque White

dipping
glazes

for quick coverage



DC-10
Clear Glaze



Available in
Gallons Only

Tiles are AMACO 25-M White Art Clay. Fired to Cone 05.





O-52
Fuchsia



O-54
Dusty Rose



O-11
White Clover



O-12
Tawny



O-30
Autumn Leaf



O-10
Transparent Pearl

O-42 Moss Green on AMACO
67-M Sedona Red Clay.
Fired to Cone 05.



[best results on red clay]
Tiles are AMACO 67-M Sedona Red Clay. Fired to Cone 05.



Conforms to
ASTM D-4236



Conforms to
ASTM D-4236



Food Safe



Layering



Safe for Spray
Application

*AP glazes safe for Spray Application

MID ^{TO} HIGH FIRE GLAZE



Balancing Act 2021
Vipoo Sirvilisa
Porcelain with
Celadon glazes
Insta: @vipooart

defining

GLAZE

Glaze is a combination of minerals similar in composition to clay that when fired melt into a hard, glass-like surface that helps seal the clay. Some glazes are meant to be decorative, some are meant to be functional. Glaze can be applied a number of ways including brushing, dipping, and spraying and must be fired in a kiln to the appropriate temperature. Usually, glaze is applied to bisqueware. Unlike underglazes, glazes melt and can flow when fired, making them less ideal for detail work.

what is

MID-FIRE GLAZE?

AMACO mid-fire glazes are formulated to be fired between Cone 5 and Cone 6 (around 2167°F to 2269°F) but some, such as our Celadon glazes, will fire as high as Cone 10 (around 2381°F).

the high-fire

ADVANTAGE

AMACO mid-fire glazes provide a wide variety of finishes, colors, and translucencies. They yield similar results to Cone 10 ceramic ware without the added expense or damage to your equipment. Mid- and high-fire ware is more vitreous, meaning fired pieces are more impervious to water and made to withstand wear and tear. Several of AMACO's mid-fire lines (including Potter's Choice, Shino, and Celadon) are formulated to imitate traditional glazes and are ideal for layering, opening a world of countless, unique combinations.

need

INSPIRATION?



Check out artists using AMACO mid-fire glazes by visiting:
<https://www.amaco.com/layering>

High Fire

for opaque
vivid color



Available in
Dipping Buckets:
HF-9 Zinc Free Clear



HF-56
Red Gloss




HF-165
Scarlet Red



HF-55
Coral Gloss



HF-167
Clementine



HF-166
Orangerie



HF-161
Bright Yellow




HF-142
Chartreuse



HF-125
Turquoise



HF-129
Baby Blue



HF-26
Sahara Turquoise
[matte]



HF-127
China Blue



HF-170
Lilac



HF-171
Amethyst



HF-9
Zinc-Free Clear



HF-10
Clear



HF-11
White



HF-1
Black


Tiles are AMACO 11-M A-Mix White Stoneware Clay. Fired to Cone 5.



* AP glazes are safe for spray application.


TH texturizer

adds depth and
variety to any high
fire glaze



TH-1
Texturizer
over
PC-29
Deep
Olive
Speckle

PC-29
Deep
Olive
Speckle
over
TH-1
Texturizer



Tiles are AMACO 11-M A-Mix White Stoneware Clay. Fired to Cone 5.

High Fire glazes on AMACO 11-M A-Mix White Stoneware Clay. Fired to Cone 5.



Satin Matte glazes on AMACO
11-M A-Mix White Stoneware Clay.
Fired to Cone 5.



SATIN MATTE

for a mixable satin feel



SM-51
Red



SM-68
Orange



SM-63
Yellow



SM-44
Chartreuse



SM-42
Mint



SM-27
Teal



SM-20
Light Blue



SM-29
Blue Green



SM-21
Dark Blue



SM-1
Black



SM-10
Clear Satin



SM-11
White

Tiles are AMACO 11-M A-Mix White Stoneware Clay.
Fired to Cone 5.



Conforms to
ASTM D-4236



Safe for Spray
Application



Mixable



Food Safe

Shines

for a mottled,
sophisticated look



SH - 52
Hibiscus Matte
Cone 5

SH - 46
Matcha Matte
Cone 5

Tiles are AMACO 11-M A-Mix White
Stoneware Clay Fired to Cone 5.

Gloss



SH-41
Oolong Gloss



SH-11
Chai Gloss



SH-21
Acai Gloss



SH-31
Cacao Gloss



SH-45
Matcha Gloss



SH-51
Hibiscus Gloss

Matte



SH-42
Oolong Matte



SH-12
Chai Matte



SH-22
Acai Matte



SH-32
Cacao Matte



SH-46
Matcha Matte



SH-52
Hibiscus Matte



SH - 22
Acai Matte
Cone 5



Conforms to
ASTM D-4236



Food Safe




Mixable



Safe for Spray
Application

POTTER'S


choice




PC-1
Saturation Metallic




PC-2
Saturation Gold



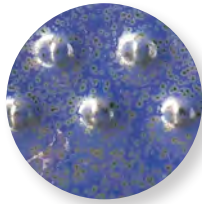
PC-4
Palladium



PC-9
Vintage Gold



PC-10
June Bug



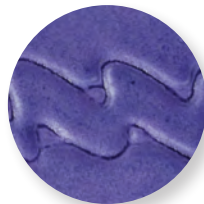
PC-11
Blue Spark



PC-12
Blue Midnight




PC-15
Satin Oribe



PC-16
Purple Crystal




PC-17
Honey Flux




PC-20
Blue Rutile




PC-21
Arctic Blue



PC-22
Blue Stone



PC-23
Indigo Float



PC-24
Sapphire Float

for a reduction look

Tiles are AMACO 46-M Buff Stoneware Clay. Fired to Cone 5.



Conforms to
ASTM D-4236



Conforms to
ASTM D-4236



Conforms to
ASTM D-4236



Layering




Food Safe

* Except PC-4
Palladium, PC-9
Vintage Gold,
PC-64 Aventurine.




Safe for Spray
Application

** All No Seal and AP glazes are safe
for spray application except PC-29
Deep Olive Speckle, PC-52 Deep
Sienna Speckle, PC-59 Deep Firebrick,
and PC-63 Cosmic Tea Dust




PC-25
Textured Turquoise




PC-26
Blue Lagoon



PC-27
Tourmaline



PC-28
Frosted Turquoise



PC-29
Deep Olive Speckle




PC-30
Temmoku



PC-31
Oatmeal



PC-32
Albany Slip Brown



PC-33
Iron Lustre



PC-34
Light Sepia



PC-36
Ironstone



PC-38
Iron Yellow

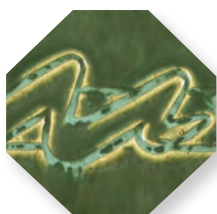


Layered PC glazes by
Austin and Courtney Cook
@theclayplant


Layered PC glazes by
Austin and Courtney Cook
@theclayplant




PC-40
True Celadon



PC-41
Vert Lustre




PC-42
Seaweed



PC-43
Toasted Sage



PC-44
Sage



PC-45
Dark Green



PC-46
Lustrous Jade



PC-47
Emerald Falls




PC-48
Art Deco Green



PC-49
Frosted Melon

POTTER'S

choice



PC-52
Deep Sienna Speckle



PC-53
Ancient Jasper



PC-55
Chun Plum




PC-56
Ancient Copper



PC-57
Smokey Merlot



PC-58
Tuscany



PC-59
Deep Firebrick



PC-61
Textured Amber




PC-62
Textured Amber
Brown



PC-63
Cosmic Tea Dust



PC-64  Aventurine



PC-65
Black Aventurine



PC-66
Cosmic Oil Spot



PC-67
River Rock



PC-70
Copper Red



PC-71
Flambé

Tiles are AMACO 46-M Buff Stoneware Clay. Fired to Cone 5.



Conforms to
ASTM D-4236



Conforms to
ASTM D-4236



Conforms to
ASTM D-4236



Layering



Food Safe

* Except PC-4
Palladium, PC-9
Vintage Gold,
PC-64 Aventurine.



Safe for Spray
Application

** All No Seal and AP glazes are safe
for spray application except PC-29
Deep Olive Speckle, PC-52 Deep
Sienna Speckle, PC-59 Deep Firebrick,
and PC-63 Cosmic Tea Dust

Celadon




*Tiles are Amaco
11-M A-Mix White
Stoneware Clay.
Fired to cone 5.



C-11
Mixing Clear



C-10
Snow



C-19
Glacier



C-22
Fog



C-21
Sky




C-20
Cobalt



C-56
Lavender

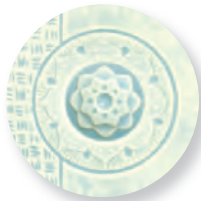


C-57
Mulberry



Jan-Uts 2021
Vipoo Srivilasa
Porcelain with Celadon Glazes
Insta: @vipooart

for a mixable transparent color



C-23
Ice



C-40
Aqua



C-25
Downpour



C-27
Storm



C-29
Deep Sea




C-60
Marigold



C-41
Pear



C-43
Wasabi



C-47
Jade




C-49
Rainforest



C-50
Cherry Blossom



C-53
Weeping Plum



C-54
Snapdragon



C-55
Poppy



C-65
Tangelo



C-3
Smoke



C-5
Charcoal



C-1
Obsidian



C-36
Iron



C-32
Ochre



Select colors available
in gallons



Available in 10lb
dipping buckets



Conforms to
ASTM D-4236



Conforms to
ASTM D-4236



Food Safe



Layering




Mixable



Safe for Spray
Application

Visit amaco.com for
more product info.



Follow us on social media!



Instagram
[@amacobrent](https://www.instagram.com/amacobrent)



Facebook
[Amaco Brent](https://www.facebook.com/AmacoBrent)



TikTok
[@amaco_brent](https://www.tiktok.com/@amaco_brent)